

A background graphic consisting of a network of interconnected nodes and lines. The nodes are represented by circles of varying sizes, some solid blue and some light blue with a white outline. The lines are thin and light blue, creating a complex web of connections across the top and left sides of the slide.

Equity and Building Codes

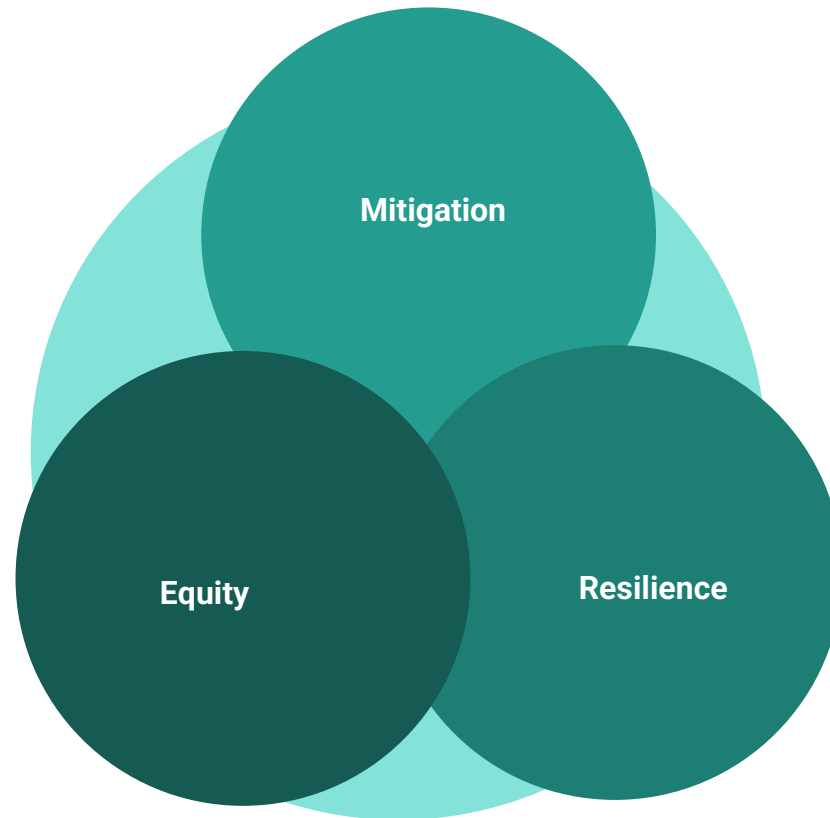
Connecting People. Fostering Innovation.

kathrynwright@usdn.org

USDN

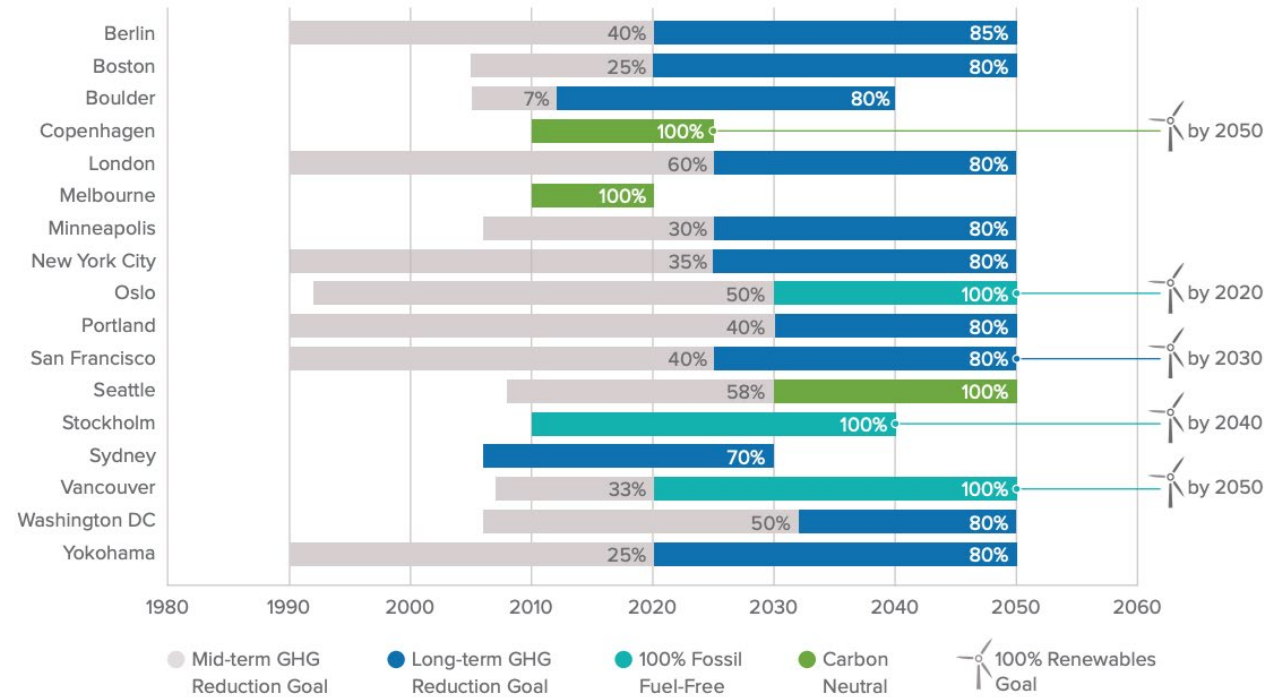
urban sustainability
directors network

HIGH IMPACT PRACTICES



GHG AMBITIONS

CNCA Cities' Long-Term and Interim GHG Reduction Targets



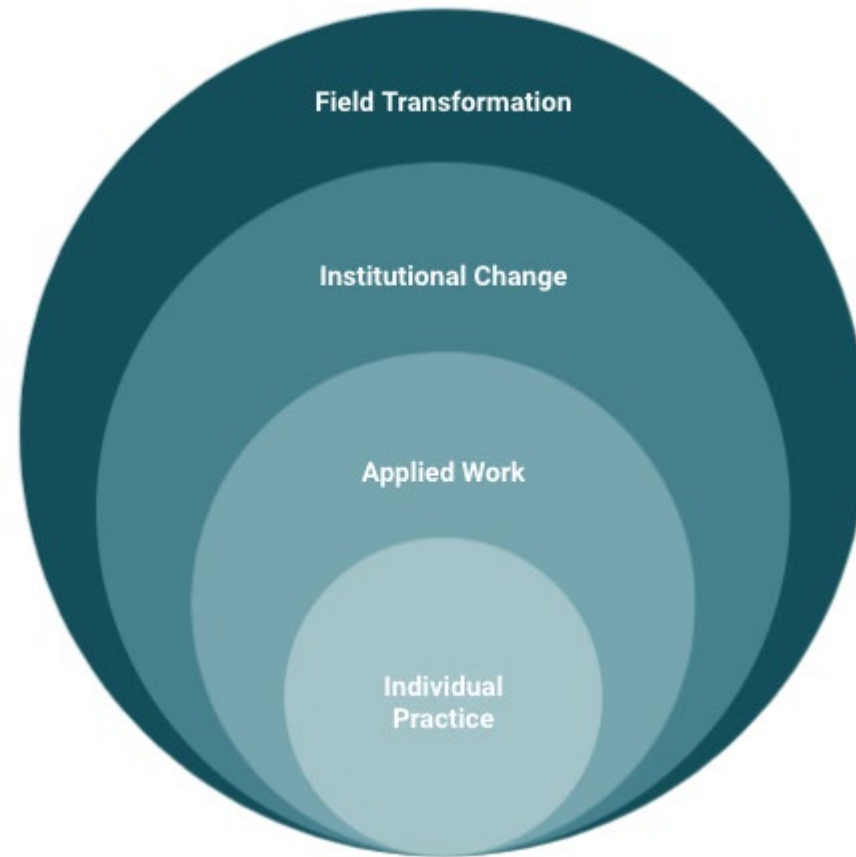
CNCA: Framework for Long-term Deep Carbon Reduction Planning
 USDN.org

GHG AMBITIONS

SYSTEM	PERCENTAGE OF C40 CITIES WITH “STRONG POWER” TO...			
	Own/Operate	Set/Enforce Policies	Control Budget	Set Vision
Energy Supply	27%	22%	15%	25%
Energy Efficiency	57%	68%	29%	39%
Transportation	53%	54%	35%	44%
Waste Management	53%	56%	35%	44%

Source: C40, “Powering Climate Action” hyperlink: http://c40-production-images.s3.amazonaws.com/other_uploads/images/295_Powering_Climate_Action_Full_Report.original.pdf?1435760139

EQUITY THEORY OF CHANGE



OPPORTUNITIES

A decorative graphic in the top right corner of the slide, consisting of a network of interconnected nodes and lines, rendered in a light green color against the dark green background.

Licensing and Inspections

Lending and Grant Programs

Planning and Zoning

And increasingly: Codes!

Zoom Poll

A decorative graphic in the top right corner of the slide, consisting of a network of interconnected nodes and lines, rendered in a light green color against the dark green background.

Have you participated in state, local or national energy or zoning code processes before?

- Yes
- No
- Not sure

In the chat!



What ideas come to mind when you hear the words equity and building codes?